

Introducing: JM Office Interiors

Seating, desking, tables, storage,
coatstands and accessories

JM office interiors



Phone: 086 6394849 / Email: info@jmoofficeinteriors.ie

Product **Quality** People

Our purpose is to delivery quality in everything that we do and this resides at the heart of our business. From the integrity and passion of the people to the sourcing and supplying of quality products, our approach is well established and is a powerful proposition for our customers.

We understand the changing demands of the marketplace and tailor our approach to suit the individual needs of each customer. We will continue to deliver a fresh and comprehensive portfolio in what is a product and service driven industry.

As a company, we have introduced products and services, to be in keeping with what our customers are looking for. As well as expanding our unlimited fabrics offering, we have introduced a Delivery and Installation service that allows us to deliver, assemble and install any size order, in a customer's room of choice. We now have a qualified site engineer, that can be called out to assess and evaluate specific jobs where necessary. For more information on these exciting services, please see pages 4 and 5 for more details.

Our goal is to build strong, lasting relationships with customers, as we believe working closely together can achieve more and make the experience both positive, and enjoyable.





Contents

Our Unlimited Fabrics Service	04
Our Delivery And Installation Service	05
User Guide Page	06
KiS+ Workstations and tables	08
Essentials Bench Workstations	12
Essentials Workstations and tables	18
Storage Open storage, doors and pedestals	24
Screens Upholstered standard and toolrail desk screens	32
Training Multipurpose tables	34
Our Seating Ranges	38
Seating Information	40
Posture Guide	41
Executive A collection of leather and fabric armchairs suitable for any budget	42
Task Ergonomically designed chairs for all environments	50
Operator Offering a wide variety of sizes, mechanisms and accessories	64
Café/Conference Wooden, polypropylene, heavy duty and stacking chairs	70
Wood A popular collection of polished beech wood stacking chairs	78
Reception Reception seating that mixes traditional and modern styles	80
Occasional A collection of versatile indoor and outdoor furniture	88
Educational & Coatstands A collection of seating for the educational market and coatstands to suit all office environments	90
Accessories	92

Our Unlimited Fabrics Service

We are dedicated in providing the best possible value added services for our customers. We're now providing an expert upholstery service that can co-ordinate with any office environment. We are fully functional with our cost effective, in-house team providing bespoke solutions to suit your requirements.

Look out for our Unlimited Fabrics icon throughout our seating section and enquire for details!



**Unlimited
Fabrics**



Our Suppliers

We work with UK manufacturers, Camira and Bradbury offering you a wide range of synthetic and wool fabrics, which all come with a 2 year guarantee. To give you a taster of what our suppliers offer we have listed the special fabrics, where applicable, throughout our seating section. We are able to source from alternative fabric suppliers upon request.

camira
style with substance

Bradbury
CONTRACT FABRICS

How important is knowing the fibre content?

What you can't see is just as important as what you do when choosing the fabric on your new upholstered furniture. Knowledge about fibre content can be misleading that's why we only use recognised manufacturers you can trust when choosing fabrics.

Recycled fabrics

From the first niche fabric made from recycled MOD Army jumpers, Camira now offer polyesters made from post-industrial waste, and even E-Leather made from recycled trimmings and shavings from leather off-cuts.

For further information on all fabrics available from Camira go to **www.camirafabrics.com**

Bradbury manufacture specifically for the contract market. Their fabrics are highly durable, stain resistant and completely suitable for offices, schools, universities, hospitals, hotels, pubs and clubs. All the fabrics supplied have been tested for high levels of resistance to wear and flammability. All fabrics meet the flame retardant standard BS7176 to low or Medium Hazard.

Bradbury say "when we talk quality, we also mean quality of choice. Tastes and fashions change quickly, so we don't stand still when it comes to introducing new colours". Bradbury maintain strict quality controls, so you know you're getting a highly durable material that's passed stringent wear resistant and flammability tests.

For further information on all fabric available from Bradbury go to **www.bradburyfabrics.com**

Our Delivery and Installation Service

Our D&I is a high quality service that takes the worry out of the most stressful and logistically difficult elements of installing office furniture.

The installation team will deliver, assemble and install in a customer's room of choice. They are also on hand to explain how features work and conduct relevant product training. Upon completion, our team will take away any unwanted packaging, leaving your customer with nothing to do but enjoy their new purchase.



Key Services

Our Delivery and Install service includes:

- Pre delivery call to book a delivery time slot
- 1 hour pre-delivery contact by the team en route to delivery/collection
- Standard deliveries between 9am and 5pm, Monday - Friday
- Installation of goods in customers' room of choice
- Unpackaging and inspection of delivery to ensure no damages
- Product training if required
- Removal of any packaging
- Full clean down on installation
- All delivery & installation staff are fully trained, fully insured, and Health and Safety certified



Our Furniture Standards



FIRA Membership

The Furniture Industry Research Association (FIRA) is an internationally recognised research body for furniture and seating in the UK. FIRA membership allows us to place our products through stringent product tests in order to ensure that they meet the appropriate quality standards. Our products have been tested to British, European and International standards and all tests and certificates are backed by accreditation from the UK Accreditation Service (UKAS).

British and European Standards

KiS+ workstations conform to BS EN 527-2:2002 mechanical safety requirements for office furniture, work tables and desks and BS EN 12521:2009 to test level 4 requirements for strength, durability and stability of tables for domestic and contract use.



BCFA

The BCFA (British Contract Furnishing & Design Association) is the trade association for the British contract furnishing industry. Their members are designers, manufacturers and suppliers of furnishing services to the office, hospitality, education and healthcare industry. As members of the BCFA, we are committed to achieving higher standards across the design of our products and the quality of our customer service.



Environmental Policy

As one of the UK's leading suppliers of office seating and furniture, we pride ourselves on setting the highest standards when developing new products. These high standards apply not only to the quality of the products themselves, but also to the environmental impact of their production.

From packaging to plastic, we strive to ensure that all the products shown in this catalogue make use of recycled materials.

This includes:

- the cardboard and plastic used for packaging
- the plastic and metal components
- the wood used in our products

Research has enabled us to pinpoint the optimum proportion of recycled material (30-35%) within our products, ensuring the high quality is not compromised. The wood is produced using a manufacturing process which combines recycled scrap wood with a specialist resin technique to produce high strength panels. Crucially, these panels can also be recycled after their lifetime into new panels, continuing the recycling chain.

We employ state of the art technology and lean manufacturing techniques to ensure the optimum number of products are produced from each board. All of our products are designed to allow each component to be replaced individually, minimising the level of waste generated.

Our commitment to reducing our environmental footprint is ongoing and regular evaluations of our procedures ensures that we are continually implementing new strategies to improve our environmental policy.

Guarantee

All products carry a 5 year component guarantee as standard, unless where indicated in the product information section next to each product. All upholstery is guaranteed for 2 years. Our standard component guarantee applies when the product has been used for the purpose intended and under normal conditions. Replacements necessitated by normal wear and tear, accident, improper care or use, negligence, or a natural breakdown of colours and materials over extended time and use, are not covered under our guarantee.



Our Furniture Ranges



KiS+

Furniture that's built to last



Essentials Bench

Streamlined, uninterrupted bench desking offering style and limitless flexibility



Essentials

Straightforward furniture for straightforward businesses



Storage

Space saving storage options



Training

Versatile tables for training and conference areas



AS STANDARD



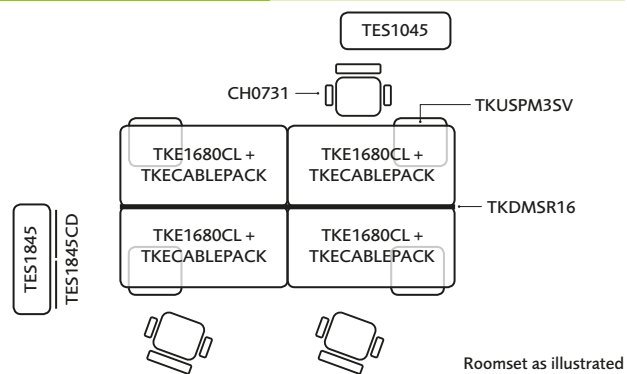
This product
works well with
Strata Seating
See page 53



COLOUR OPTIONS



PRODUCTS SHOWN



KiS+ Workstations

Furniture that's built to last

Rectangular Workstations



KiS+ Rectangular Workstation Cantilever Leg

TKE8080

W:800mm D:800mm H:730mm

TKE1080

W:1000mm D:800mm H:730mm

TKE1280

W:1200mm D:800mm H:730mm

Top thickness: 25mm

TKE1480

W:1400mm D:800mm H:730mm

TKE1680

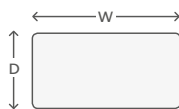
W:1600mm D:800mm H:730mm

TKE1880

W:1800mm D:800mm H:730mm

Optional Cable Management
TKECABLEPACK

Side Return



KiS+ Side Return

TKR1060

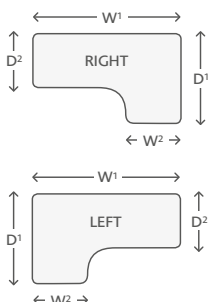
W:1000mm D:600mm H:730mm

Top thickness: 25mm

TKR1260

W:1200mm D:600mm H:730mm

Crescent Workstations



KiS+ Crescent Workstation Cantilever Leg

TKE1612CWSR right

W¹:1600mm W²:600mm

D¹:1200mm D²:800mm H:730mm

TKE1812CWSR right

W¹:1800mm W²:600mm

D¹:1200mm D²:800mm H:730mm

Top thickness: 25mm

TKE1612CWSL left

W¹:1600mm W²:600mm

D¹:1200mm D²:800mm H:730mm

TKE1812CWSL left

W¹:1800mm W²:600mm

D¹:1200mm D²:800mm H:730mm

Optional Cable Management
TKECABLEPACK

Cable Management System TKECABLEPACK



This product
works well with
Task Seating
See pages 50 to 59



Shown with optional cable management

Meeting Tables



These products work well with
Pavilion Chrome Armchair
See page 75



Meeting Tables
Panel End

TK1810DE TK2412DE
W:1800mm D:1000mm H:730mm W:2400mm D:1200mm H:730mm
Top thickness: 25mm



Round Meeting Table

TES1100D
Ø:1100mm H:730mm
Top thickness: 25mm

AS STANDARD



All our desking conforms to **BS EN 527-2:2002** mechanical safety requirements for office furniture, work tables and desks and **BS EN 12521:2009** to test level 4 requirements for strength durability and stability of tables for domestic and contract use.

COLOUR OPTIONS



ACCESSORY OPTIONS



TKECABLEPACK
Cable Management

Essentials Bench

Streamlined, uninterrupted bench desking offering style and limitless flexibility



AS STANDARD



This product
works well with
Vision Seating
See pages 50 to 51



COLOUR OPTIONS

Tops



BEECH



MAPLE



OAK



WHITE

Frames



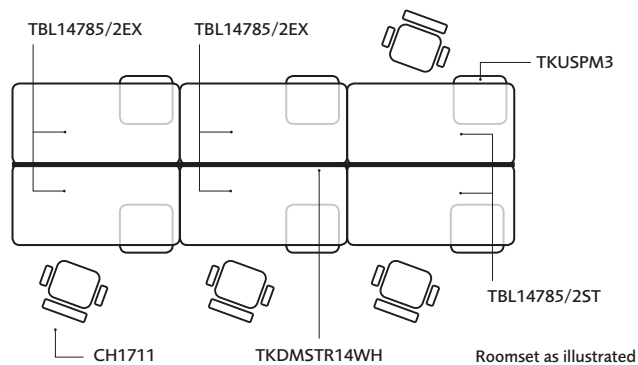
SILVER



WHITE

Other finishes are available - please call for details

PRODUCTS SHOWN



Essentials Bench

Streamlined, uninterrupted bench desking offering style and limitless flexibility



AS STANDARD



This product
works well with
Steel Pedestals
See page 30



COLOUR OPTIONS

Tops



BEECH



MAPLE



OAK



WHITE

Frames



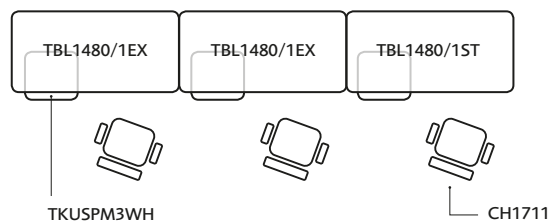
SILVER



WHITE

Other finishes are available - please call for details

PRODUCTS SHOWN



Roomset as illustrated



Essentials Bench

Streamlined, uninterrupted bench desking offering style and limitless flexibility

Two Person Rectangular Bench Desks

Our new Essentials Two Person Bench system offers two desk top depths - 785mm to accommodate a screen inset into the desk structure to give clean lines, and 800mm allowing desk tops to sit flush where a screen is not required.

All worktops have scalloped cutouts for easy access to data and power cables.

For screens and required bracket please see pages 32 & 33. Please note appropriate brackets must be ordered separately.



Scalloped desktop provides a cable management solution. Please enquire for further information on cable management accessories

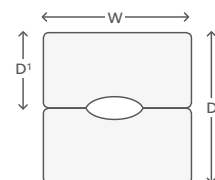


Image comprises of
1 x 2 Person Starter Kit

* NEW PRODUCT

Rectangular Bench Desks (with screen depth) 2 Person Starter Kits

TBL14785/2ST
W:1400mm D¹:785mm D²:1600mm
H:730mm
Top thickness: 25mm

TBL16785/2ST
W:1600mm D¹:785mm D²:1600mm
H:730mm



Image comprises of
1 x 2 Person Starter Kit &
1 x 2 Person Extension Kit

* NEW PRODUCT

Rectangular Bench Desks (with screen depth) 2 Person Extension Kits

TBL14785/2EX
W:1400mm D¹:785mm D²:1600mm
H:730mm
Top thickness: 25mm

TBL16785/2EX
W:1600mm D¹:785mm D²:1600mm
H:730mm

* NEW PRODUCT

Rectangular Bench Desks 2 Person Starter Kits

TBL1480/2ST
W:1400mm D¹:800mm D²:1600mm
H:730mm
Top thickness: 25mm

TBL1680/2ST
W:1600mm D¹:800mm D²:1600mm
H:730mm

* NEW PRODUCT

Rectangular Bench Desks 2 Person Extension Kits

TBL1480/2EX
W:1400mm D¹:800mm D²:1600mm
H:730mm
Top thickness: 25mm

TBL1680/2EX
W:1600mm D¹:800mm D²:1600mm
H:730mm

Single Person Rectangular Bench Desks

Ideal for individual and team working environments where space is at a premium. Modular configuration allows total flexibility and recessed legs allow greater access.

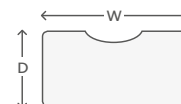


Image comprises of
1 x 1 Person Starter Kit

* NEW PRODUCT

Rectangular Bench Desks 1 Person Starter Kits

TBL1480/1ST
W:1400mm D:800mm H:730mm
Top thickness: 25mm

TBL1680/1ST
W:1600mm D:800mm H:730mm



Image comprises of
1 x 1 Person Starter Kit &
1 x 1 Person Extension Kit

* NEW PRODUCT

Rectangular Bench Desks 1 Person Extension Kits

TBL1480/1EX
W:1400mm D:800mm H:730mm
Top thickness: 25mm

TBL1680/1EX
W:1600mm D:800mm H:730mm



This product works well with
Tool Rail Screens and Brackets
See Pages 32 to 33



This product works well with
Steel Pedestals
See Page 30



This product works
well with
Vision Seating
See Pages 50 to 51

AS STANDARD



All our desking conforms to **BS EN 527-2:2002** mechanical safety requirements for office furniture, work tables and desks and **BS EN 12521:2009** to test level 4 requirements for strength durability and stability of tables for domestic and contract use.

COLOUR OPTIONS

Tops



Other finishes are
available - please
call for details

Frames



ACCESSORY OPTIONS



Cable management available,
please call for details

Essentials

Straightforward furniture for straightforward businesses



AS STANDARD



This product
works well with
Storage
See pages 26 to 31



COLOUR OPTIONS



BEECH

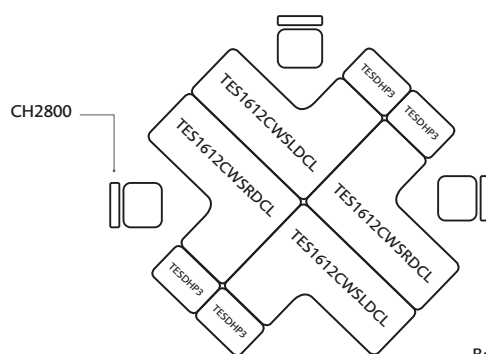


MAPLE



OAK

PRODUCTS SHOWN



Roomset as illustrated



Essentials

Straightforward furniture for straightforward businesses



AS STANDARD



This product
works well with
Operator Seating
See pages 64 to 67



COLOUR OPTIONS



BEECH

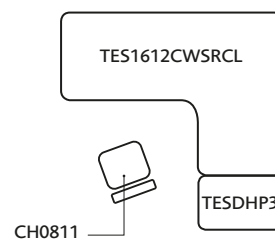
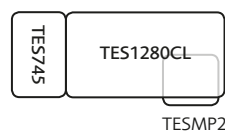


MAPLE



OAK

PRODUCTS SHOWN



Roomset as illustrated



Essentials Workstations and Tables

Straightforward furniture for straightforward businesses

Rectangular Workstations



Essentials Rectangular Workstation Cantilever Leg

TES1280CL	TES1680CL
W:1200mm D:800mm H:730mm	W:1600mm D:800mm H:730mm
TES1480CL	TES1880CL
W:1400mm D:800mm H:730mm	W:1800mm D:800mm H:730mm
Top thickness: 25mm	



Essentials Rectangular Workstation Panel End

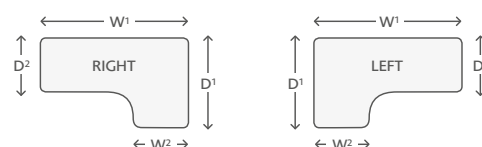
TES1280P	TES1680P
W:1200mm D:800mm H:730mm	W:1600mm D:800mm H:730mm
TES1480P	TES1880P
W:1400mm D:800mm H:730mm	W:1800mm D:800mm H:730mm
Top thickness: 25mm	



This product works well with
Operator Seating
Pages 64 to 67



Crescent Workstations



Essentials Crescent Workstation Cantilever Leg

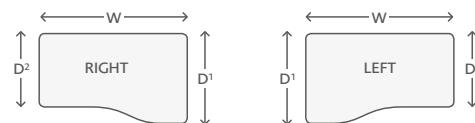
TES1612CWSRCL right	TES1812CWSRCL right
W ¹ :1600mm W ² :600mm	W ¹ :1800mm W ² :600mm
D ¹ :1200mm D ² :800mm H:730mm	D ¹ :1200mm D ² :800mm H:730mm
TES1612CWSLCL left	TES1812CWSLCL left
W ¹ :1600mm W ² :600mm	W ¹ :1800mm W ² :600mm
D ¹ :1200mm D ² :800mm H:730mm	D ¹ :1200mm D ² :800mm H:730mm
Top thickness: 25mm	



Essentials Crescent Workstation Panel End

TES1612CWSRP right	TES1812CWSRP right
W ¹ :1600mm W ² :600mm	W ¹ :1800mm W ² :600mm
D ¹ :1200mm D ² :800mm H:730mm	D ¹ :1200mm D ² :800mm H:730mm
TES1612CWSLP left	TES1812CWSLP left
W ¹ :1600mm W ² :600mm	W ¹ :1800mm W ² :600mm
D ¹ :1200mm D ² :800mm H:730mm	D ¹ :1200mm D ² :800mm H:730mm
Top thickness: 25mm	

Wave Workstations



Essentials Wave Workstation Cantilever Leg

TES1610WVRCL right
W:1600mm D¹:1000mm D²:800mm
H:730mm

Top thickness: 25mm

TES1610WVLCL left
W:1600mm D¹:1000mm D²:800mm
H:730mm



Essentials Wave Workstation Panel End

TES1610WVRP right
W:1600mm D¹:1000mm D²:800mm
H:730mm

Top thickness: 25mm

TES1610WVLP left
W:1600mm D¹:1000mm D²:800mm
H:730mm

Meeting Table



Round Meeting Table TES1100D

Ø:1100mm H:730mm
Top thickness: 25mm




This product works
well with
Radium Seating
Page 54

AS STANDARD



All our desking conforms to **BS EN 527-2:2002** mechanical safety requirements for office furniture, work tables and desks and **BS EN 12521:2009** to test level 4 requirements for strength durability and stability of tables for domestic and contract use.

COLOUR OPTIONS



Storage

Space saving storage options



AS STANDARD



This product
works well with
**KiS+ and Essentials
Desking**
See pages 8 to 23



COLOUR OPTIONS



BEECH



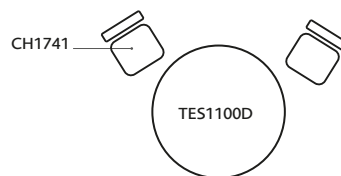
MAPLE



OAK

PRODUCTS SHOWN

TES1045	TES1245	TES1845	TES1845
TES1045CD	TES1245CD	TES1845CD	TES1845CD



TES1045
TES745

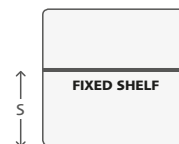
Roomset as illustrated



Storage Open Storage and Doors

Space saving storage options

Open Storage



Open Storage 400 Deep

TK2040
W:952mm D:400mm H:2000mm S:976mm
Fixed shelves: 1
Floating shelves: 3



Open Storage 450 Deep

TES745
W:800mm D:450mm H:730mm S:338mm
Fixed shelves: 1
Floating shelves: 1

TES1045
W:800mm D:450mm H:1000mm S:638mm
Fixed shelves: 1
Floating shelves: 2

TES1245
W:800mm D:450mm H:1200mm S:582mm
Fixed shelves: 1
Floating shelves: 2

TES1845
W:800mm D:450mm H:1800mm S:882mm
Fixed shelves: 1
Floating shelves: 3



Open Storage 600 Deep

TK7680
W:800mm D:600mm H:730mm
Floating shelves: 1



This product works
well with
**Kis+ and Essentials
Desking**
Pages 10 to 23

Doors



Doors To Fit 400/600 Deep Storage

TK780CD
W:398mm H:677mm
Fits TK7680
TK2000CD
W:473mm H:1946mm
Fits TK2040
Door thickness: 18mm



Doors To Fit 450 Deep Storage

TES745CD
W:395mm H:681mm
TES1045CD
W:395mm H:951mm
TES1245CD
W:395mm H:1150mm
TES1845CD
W:395mm H:1750mm
Door thickness: 18mm

AS STANDARD



COLOUR OPTIONS



Storage Pedestals

Space saving storage options

Fixed Pedestals



**2 Drawer - Heavy Duty
TKH2**

W:400mm D:500mm
D²:425mm H:495mm



STEEL
DRAWER INNINGS



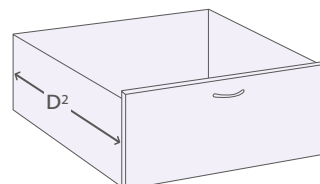
**3 Drawer - Heavy Duty
TKH3**

W:400mm D:500mm
D²:425mm H:495mm



STEEL
DRAWER INNINGS

Drawer Details



- Steel or wooden drawer innings
- Silver handles
- Lockable
- Filing drawer with accurate runners (2 drawer models)

**2 Drawer - Standard
TESH2**

W:400mm D:500mm
D²:425mm H:495mm



WOODEN
DRAWER INNINGS

**3 Drawer - Standard
TESH3**

W:400mm D:500mm
D²:425mm H:495mm



WOODEN
DRAWER INNINGS

Mobile Pedestals



**2 Drawer - Heavy Duty
TKMP2**

W:404mm D:500mm
D²:425mm H:595mm



STEEL
DRAWER INNINGS



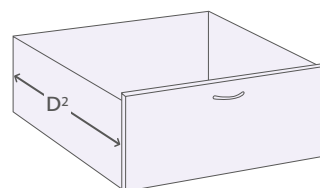
**3 Drawer - Heavy Duty
TKMP3**

W:404mm D:500mm
D²:425mm H:595mm



STEEL
DRAWER INNINGS

Drawer Details



- Steel or wooden drawer innings
- Silver handles
- Lockable
- Filing drawer with accurate runners (2 drawer models)

**2 Drawer - Standard
TESMP2**

W:404mm D:500mm
D²:425mm H:595mm



WOODEN
DRAWER INNINGS

**3 Drawer - Standard
TESMP3**

W:404mm D:500mm
D²:425mm H:595mm



WOODEN
DRAWER INNINGS

Desk High Pedestals



**3 Drawer - Heavy Duty
TKDHP3**

W:404mm D:600mm
D²:425mm H:730mm

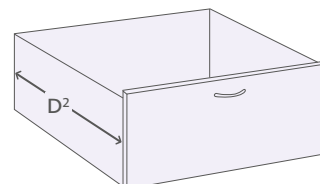


**3 Drawer 800 Deep - Heavy Duty
TKDHP3/800**

W:404mm D:800mm
D²:425mm H:730mm



Drawer Details



- Steel or wooden drawer inners
- Silver handles
- Lockable
- Steel bar in filing drawer to accommodate hanging files
- Filing drawer with accurate runners

**3 Drawer - Standard
TESDHP3**

W:404mm D:600mm
D²:425mm H:730mm



**3 Drawer 800 Deep - Standard
TESDHP3/800**

W:404mm D:800mm
D²:425mm H:730mm



Under Desk Pedestal

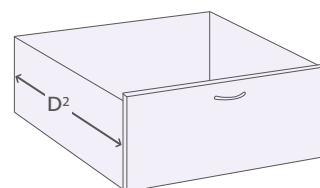


**3 Drawer - Standard
TESUDP3**

W:404mm D:500mm
D²:425mm H:690mm



Drawer Details



- Wooden drawer inners
- Silver handles
- Lockable
- Filing drawer with accurate runners
- Filing drawer depth 425mm

AS STANDARD



COLOUR OPTIONS



Storage Steel Pedestals and Filing Cabinets

Space saving storage options

Steel Pedestals



*** NEW PRODUCT**

3 Drawer
TKUSMP3SV

W:390mm D:470mm D²:410mm
H:615mm



STEEL
DRAWER INNERS



*** NEW PRODUCT**

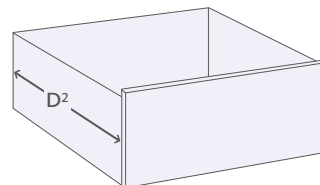
3 Drawer
TKUSMP3WH

W:390mm D:470mm D²:410mm
H:615mm



STEEL
DRAWER INNERS

Drawer Details



- Steel drawer inners
- Lockable with foldable keys
- Sleek side handles
- Filing drawer with accurate runners

Side Filer




Side Filer - Heavy Duty
TKDH800SF

W:800mm D:600mm D²:530mm
H:730mm



STEEL
DRAWER INNERS

Drawer Details

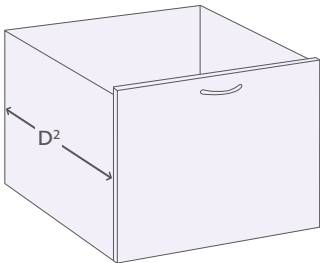


- Steel drawer inners
- Silver handles
- Lockable with foldable keys
- Accuride runners

Filing Cabinets



Drawer Details



- Steel or wooden drawer inners
- Silver handles
- Lockable with foldable keys
- Anti-tilt mechanism on all filing cabinets
- Accuride runners

4 Drawer Filing Cabinet
Heavy Duty
TK4FC

W:464mm D:600mm D²:430mm
H:1365mm



STEEL
DRAWER INNERS

2 Drawer Filing Cabinet
Heavy Duty
TK2FC

W:464mm D:600mm D²:430mm
H:710mm



STEEL
DRAWER INNERS

4 Drawer Filing Cabinet
Standard
TES4FC

W:464mm D:600mm D²:425mm
H:1365mm



WOODEN
DRAWER INNERS

2 Drawer Filing Cabinet
Standard
TES2FC

W:464mm D:600mm D²:425mm
H:710mm




WOODEN
DRAWER INNERS

AS STANDARD



COLOUR OPTIONS

Side filer and filing cabinets only



Steel pedestals only



Screens

Offers limitless combinations to respond to the ever evolving workplace

Screens



Straight Screen Upholstered

TKDMSR12
W:1200mm H:400mm
TKDMSR14
W:1400mm H:400mm

TKDMSR16
W:1600mm H:400mm
TKDMSR18
W:1800mm H:400mm

Comes with one set of brackets as standard



Unlimited Fabrics

Not suitable for use with Essentials Bench desking.



This product works well with **KiS+ Desking**
Pages 8 to 11



Wave Screen Upholstered

TKDMSW12
W:1200mm H:400mm H:200mm
TKDMSW14
W:1400mm H:400mm H:200mm

TKDMSW16
W:1600mm H:400mm H:200mm
TKDMSW18
W:1800mm H:400mm H:200mm

Comes with one set of brackets as standard



Unlimited Fabrics

Not suitable for use with Essentials Bench desking.



* NEW PRODUCT

Toolrail Screen Upholstered

TKDMSTR12WH
W:1200mm H:380mm
TKDMSTR14WH
W:1400mm H:380mm

TKDMSTR16WH
W:1600mm H:380mm
TKDMSTR18WH
W:1800mm H:380mm

Shown in Camira Lucia Rum



Unlimited Fabrics

Toolrail accessories available, please call for details

Please order screen brackets separately - see accessories on page 33



Shown in Camira Lucia
Rum



Also available
Cable Management
Please call for details

AS STANDARD



ACCESSORIES

TBLSB

Bracket for use with Essentials
Bench two person starter and
extension kits only.

TKDMSTRSC

Bracket for use with Kis+
and Essentials only.

Training

Versatile tables for training and conference areas



AS STANDARD



This product
works well with
Pavilion Chrome Seating
See pages 75



COLOUR OPTIONS

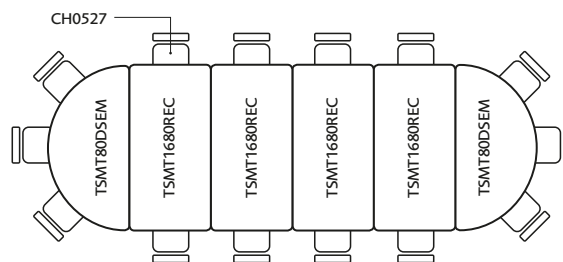


BEECH



MAPLE

PRODUCTS SHOWN



Roomset as illustrated



Training Multipurpose Tables

Versatile tables for training and conference areas

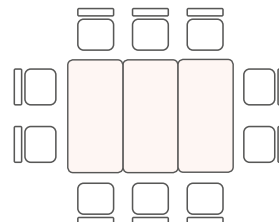
Rectangular Table



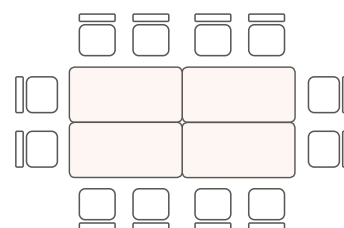
Summit Rectangular Table
TSMT1680REC

W:1600mm D:800mm H:730mm
Top thickness: 25mm

Options

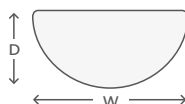


TSMT1680REC x3



TSMT1680REC x4

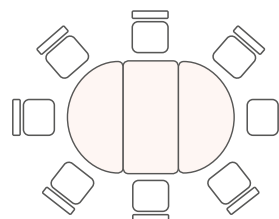
Semi Circular Table



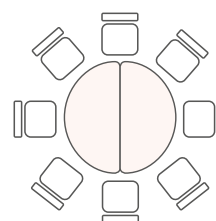
Summit Semi Circular Table
TSMT80DSEM

W:1600mm D:800mm H:730mm
Top thickness: 25mm

Options



TSMT80DSEM x2 + TSMT1680REC x1

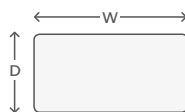


TSMT80DSEM x2

COLOUR OPTIONS



Folding Tables

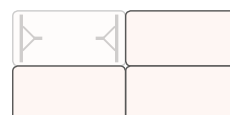


Folding Tables

TES1680FT
W:1600mm D:800mm H:750mm
TES1880FT
W:1800mm D:800mm H:750mm
Top thickness: 25mm



Options



The tables can be folded and stacked for easy storage.



The tables can be safely stacked 8 high.



Each table folds down to a height of just 85mm.



This product works well with
Club Seating
Pages 72 to 73

AS STANDARD



COLOUR OPTIONS



Our Seating Ranges



Executive

A collection of leather and fabric armchairs suitable for any budget.



Task

Ergonomically designed chairs for all environments, designed with maximum comfort and support in mind.



Operator

Offering a wide variety of sizes, mechanisms and accessories. You will find the right chair to suit your needs.



Café Conference

A wide selection of wooden, polypropylene, heavy duty and high density stacking chairs for use in a multitude of settings.



Wood

A popular collection of polished beech wood stacking chairs suitable for training rooms, reception areas and retirement homes.



Reception

Reception seating that mixes traditional and modern styles to suit any environment.



Occasional

A collection of versatile indoor and outdoor furniture. Ideal for schools, recreational areas and multipurpose sites with limited space.



Educational

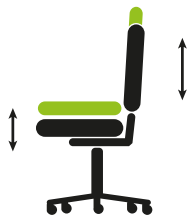
A collection of seating and accessories specifically designed for the educational market.



Coatstands

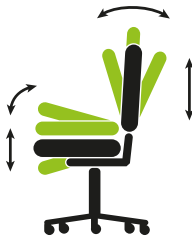
A smart and attractive range of coatstands suitable for receptions, meeting areas, waiting rooms and offices.

Mechanism User Guide



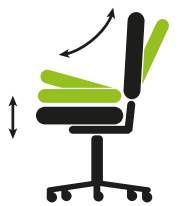
FIXED BACK

The seat will go up and down, the back rest will go up and down and in and out, but you can't change the angle of the back rest.



ASYNCHRO/ASYNCHRO TORSION

The seat will go up and down, the back rest will go up and down, you can fix or free float the back rest and fix or free float the angle of the seat – independently of the back rest. This lets you find the perfect position to use a computer – even tilting forwards. You can even adjust the torsion control knob to match your body weight.



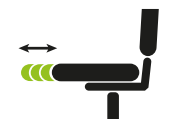
SYNCHRO

The seat will go up and down and you can fix or free float the angle of the seat and back rest together – usually in a ratio of 2:1, so for every one degree the seat tilts, the back rest tilts two degrees. Our synchro chairs can be fixed in any one of three, four or five positions, indicated by the number shown. The easy way to find a comfortable position. You can even adjust the torsion control knob to match your body weight. (All of our synchro mechanisms have an 'anti-shock' facility which means you aren't thrown forward when the mechanism is unlocked).



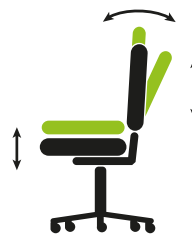
RATCHET BACK

Gives ability to move the seat back up and down independently of other functions - ideal where a chair is used by different people as each user can easily and quickly customize the back height to suit their needs.



SLIDING SEAT

The sliding seat comes as standard on our Cheetah and Vista chairs, providing seat depth adjustment for different user leg lengths. Indicates where fitted as standard. Also available as an optional extra on selected chairs.



PERMANENT CONTACT (PCB)

The seat will go up and down, the back rest will go up and down and in and out, and you can fix the angle of the back rest or leave it free floating – i.e. in 'permanent contact' with your back.



LOCK-TILT

A single lever lets you adjust the seat height up and down and lock or unlock the tilt of the chair. These mechanisms can either be locked in an upright position or left to free float with the user. They all have a torsion control knob to adjust to body weight.



KNEE-TILT

A twin-lever mechanism, the right lever allows you to adjust the seat height up and down and the left lever can be used either to lock the chair in any one of three or five positions (lockable positions indicated by number shown) or can be left to tilt with the user. The pivot point is found towards the front of the seat so that your feet remain on the floor when tilting backwards. A torsion control knob can be adjusted to user body weight and a non-return facility prevents the user from being thrown forward when the mechanism is unlocked.



LUMBAR SUPPORT

The back of the chair should allow the 'S' shape of the spinal column to be formed naturally and be supported. A comfortable back rest will prevent slumping and reduce stress on the spine and pelvis.



STACKABLE CHAIR

This model of chair is designed to be safely stacked on itself to a maximum of the number shown next to the icon.

A CHAIR SHOULD BE AN INTEGRAL PART OF ERGONOMIC OFFICE LIFE

To make sure you are getting the most out of your chair, follow our simple advice:

- The chair should allow the user to move easily and freely; we recommend that you leave the chair unlocked to make full use of the chair's movement whether on the phone, reading or reaching.
- When typing or working at the computer, the ideal seat angle would be tipped slightly forward to encourage an open posture.
- If you have been sitting for a while, move your feet around to stimulate the blood flow, and try not to slouch.
- If you are going to use another chair, make the effort to adjust it to ensure you are receiving maximum support before you commence work.

Are You Sitting Comfortably?

Bad backs are the cause of 9.3 million lost working days and cost the NHS over £1 billion a year.

A lot of people experience some kind of back pain at some point in their lives and for some, this pain can develop into degenerative spinal disorders which ultimately can cause paralysis or disability. Back injuries are the leading cause of work-related disability affecting both men and women of all age groups.

Despite these scary statistics, bad posture, and the back conditions it can cause, can be easily improved through exercise and a correct sitting position.

HEAD AND NECK

To prevent neck muscles stiffening, a head rest should be employed where applicable.

ARMS

The arm rests should support the forearms. The height of the arms should allow the shoulders and elbows to be relaxed.

BODY

The angle between the thighs and torso should be approximately 90 - 105 degrees. The back of the seat should be slightly raised to support the pelvis from tipping backwards and reduce pelvic stress.

THIGHS

The length and width of the thigh should be fully supported. Thighs should run parallel to the floor.

LEGS

The seat cushion should be rounded downward in a 'waterfall' shape allowing the legs freedom of movement and permitting unhindered bending.

FEET

Feet should easily and comfortably rest flat on the floor.

BACK

The back of the chair should allow the 'S' shape of the spinal column to be formed naturally and be supported. A comfortable back rest will prevent slumping and reduce stress on the spine and pelvis.



Indicates where fitted as standard. Also available as an optional extra on selected chairs.

WEIGHT

Torsion control allows you to adjust the tension of the tilt to suit your body weight.



Executive Western

The ultimate in luxury seating, upholstered in premium-grade leather with generous cushioning on seat, back and arms.



Brown


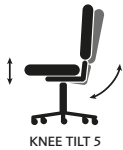


Brown



Montana CH0240

Seat D:520mm W:550mm
Back H:750mm W:550mm
Seat height Min:530mm Max:600mm
Fire retardancy LOW
Fabric type Leather faced



HOURS
USAGE




WEIGHT
TOLERANCE



CHROME BASE

Colorado CH0245

Seat D:540mm W:560mm
Back H:660mm W:530mm
Seat height 520mm
Fire retardancy LOW
Fabric type Leather faced



HOURS
USAGE



WEIGHT
TOLERANCE



Brown

Nevada CH0241

Seat	D:540mm W:550mm
Back	H:770mm W:530mm
Seat height	Min:530mm Max:600mm
Fire retardancy	LOW
Fabric type	Leather faced



KNEE TILT 5



CHROME BASE



HOURS
USAGE



WEIGHT
TOLERANCE



BLACK



BROWN

AS STANDARD



COMPONENT
GUARANTEE



UPHOLSTERY
GUARANTEE



LEATHER

Executive Executive Leather

A practical selection of executive leather seating, providing comfort and support.



Standard model



Keno with Chrome Base CH0237 + AC1024

Seat D:540mm W:550mm
Back H:770mm W:550mm
Seat height Min:485mm Max:580mm
Fire retardancy LOW
Fabric type Leather faced



Sorrento Leather CH0235

Seat D:430mm W:450mm
Back H:430mm W:450mm
Seat height 470mm
Fire retardancy LOW
Fabric type Leather faced





Whist CH0206

Seat	D:540mm W:540mm
Back	H:740mm W:540mm
Seat height	Min:470mm Max:570mm
Fire retardancy	LOW
Fabric type	Leather faced



LOCK TILT



CHROME BASE



HOURS
USAGE



WEIGHT
TOLERANCE



BLACK

AS STANDARD



5 YR
COMPONENT
GUARANTEE



2 YR
UPHOLSTERY
GUARANTEE



LEATHER

ACCESSORY OPTIONS



AC1024
Chrome base

Executive Executive Essentials

A collection of high back executive armchairs and complimentary visitor seating, representing exceptional value.



Standard model

Canasta II Leather-look with Chrome Base CH0768 + AC1024

Seat D:530mm W:525mm
Back H:720mm W:525mm
Seat height Min:470mm Max:570mm
Fire retardancy MED
Fabric type Leather-look



LOCK TILT



BLACK



8
HOURS
USAGE



115 KG
WEIGHT
TOLERANCE



2 YR
COMPONENT
GUARANTEE



Canasta Leather-look Visitor CH0766

Seat D:525mm W:515mm
Back H:600mm W:515mm
Seat height 490mm
Fire retardancy MED
Fabric type Leather-look



8
HOURS
USAGE



115 KG
WEIGHT
TOLERANCE



2 YR
COMPONENT
GUARANTEE



BLACK



Standard model

Casino with Chrome Base CH0209 + AC1024

Seat D:520mm W:530mm
Back H:750mm W:530mm
Seat height Min:465mm Max:565mm
Fire retardancy LOW
Fabric type Leather faced



LOCK TILT



BLACK



8
HOURS
USAGE



115 KG
WEIGHT
TOLERANCE



5 YR
COMPONENT
GUARANTEE



LEATHER



Standard model

Casino Visitor with Chrome Frame CH0216 + GA1009

Seat D:510mm W:515mm
Back H:610mm W:515mm
Seat height 485mm
Fire retardancy LOW
Fabric type Leather faced



8
HOURS
USAGE



115 KG
WEIGHT
TOLERANCE



5 YR
COMPONENT
GUARANTEE



BLACK



LEATHER



* NEW PRODUCT

Jack
CH0765

Seat D:520mm W:510mm
Back H:670mm W:510mm
Seat height Min:450mm Max:550mm
Fire retardancy MED
Fabric type Leather-look



LOCK TILT



BLACK



8
HOURS
USAGE



115 KG
WEIGHT
TOLERANCE



2^{YR}
COMPONENT
GUARANTEE



* NEW PRODUCT

Lazio
CH0234

Seat D:480mm W:460mm
Back H:360mm W:450mm
Seat height 490mm
Fire retardancy MED
Fabric type Leather-look



STACKABLE 4



BLACK



5
HOURS
USAGE



115 KG
WEIGHT
TOLERANCE



5^{YR}
COMPONENT
GUARANTEE



CHROME FRAME

AS STANDARD



2^{YR}
UPHOLSTERY
GUARANTEE

ACCESSORY OPTIONS



AC1024
Chrome base



GA1009
Chrome cantilever frame for
CH0766 Canasta and CH0216
Casino Visitor chairs

Executive Executive Fabric

Fabric executive armchairs offering a range of styles and colours to suit all tastes and environments.



Standard model



Canasta II Fabric with Chrome Base CH0769 + AC1024

Seat D:470mm W:570mm
Back H:650mm W:510mm
Seat height Min:470mm Max:570mm
Fire retardancy MED
Fabric type 100% man-made fibre



HOURS
USAGE



WEIGHT
TOLERANCE



COMPONENT
GUARANTEE

Canasta Visitor Fabric CH0767

Seat D:525mm W:515mm
Back H:600mm W:515mm
Seat height 490mm
Fire retardancy MED
Fabric type 100% man-made fibre



HOURS
USAGE



WEIGHT
TOLERANCE



COMPONENT
GUARANTEE



Standard model



Solitaire with Chrome Base CH0109 + AC1024

Seat D:540mm W:530mm
Back H:810mm W:530mm
Seat height Min:490mm Max:570mm
Fire retardancy MED
Fabric type 100% man-made fibre



HOURS
USAGE



WEIGHT
TOLERANCE



COMPONENT
GUARANTEE

Sorrento Fabric CH1235

Seat D:430mm W:450mm
Back H:430mm W:450mm
Seat height 470mm
Fire retardancy Subject to fabric selected
Fabric type 100% man-made fibre



CHROME FRAME



Unlimited
Fabrics



HOURS
USAGE



WEIGHT
TOLERANCE



COMPONENT
GUARANTEE



This product
works well with
Meeting Tables
See Page 11



Standard model

Keno Fabric with Chrome Base CH0137 + AC1024

Seat	D:540mm W:550mm
Back	H:770mm W:550mm
Seat height	Min:485mm Max:580mm
Fire retardancy	MED
Fabric type	100% man-made fibre



LOCK TILT



HOURS
USAGE



115 KG
WEIGHT
TOLERANCE



5 YR
COMPONENT
GUARANTEE



CHARCOAL



ROYAL BLUE

AS STANDARD



UPHOLSTERY
GUARANTEE

Models in stocked fabrics are tested to **BS 7176 Medium Hazard**, making them suitable for use in offices, public places and government departments, educational establishments, hospitals and the home.

ACCESSORY OPTIONS



AC1024
Chrome base



GA1009
Chrome cantilever frame
for CH0767 Canasta Visitor
Fabric chair

Task Vision

A stylish and functional range of task seating, to accommodate any office environment.



Standard model

Shown in Camira Xtreme Plus Orchilla

Vision HB 2 Lever with Fixed Arms CH1712 + AC1700

Seat	D:490mm W:490mm
Back	H:560mm W:450mm
Seat height	Min:420mm Max:560mm
Fire retardancy	MED
Fabric type	Pyra



PCB



HOURS
USAGE



WEIGHT
TOLERANCE



Unlimited
Fabrics



Standard model

Shown in Camira Xtreme Plus Orchilla

Vision HB Synchro with 3D Adjustable Arms CH1715 + AC1701

Seat	D:490mm W:490mm
Back	H:560mm W:450mm
Seat height	Min:420mm Max:560mm
Fire retardancy	MED
Fabric type	Pyra



SYNCHRO



HOURS
USAGE



WEIGHT
TOLERANCE



Unlimited
Fabrics



Standard model

Shown in Camira Xtreme Plus Orchilla

Vision MB 2 Lever with Aluminum Base and Gas Lift and 1D Adjustable Arms CH1714 + AC1702 + AC1703

Seat	D:490mm W:490mm
Back	H:460mm W:440mm
Seat height	Min:420mm Max:560mm
Fire retardancy	MED
Fabric type	Pyra



PCB



HOURS
USAGE



WEIGHT
TOLERANCE



Unlimited
Fabrics



Standard model


Shown in Camira Xtreme Plus Orchilla

Vision MB 3 Lever with 3D Adjustable Arms CH1713 + AC1701

Seat	D:490mm W:490mm
Back	H:460mm W:440mm
Seat height	Min:420mm Max:560mm
Fire retardancy	MED
Fabric type	Pyra



ASYNCHRO



HOURS
USAGE



WEIGHT
TOLERANCE



Unlimited
Fabrics



Shown in Camira Xtreme Plus Orchilla



Standard model

**Vision HB 3 Lever with Aluminum Base and Gas Lift and 3D Adjustable Arms
CH1711 + AC1703 + AC1701**

Seat	D:490mm W:490mm
Back	H:450mm W:560mm
Seat height	Min:420mm Max:560mm
Fire retardancy	MED
Fabric type	Pyra



ASYNCHRO



HOURS
USAGE



WEIGHT
TOLERANCE



BLACK



**Unlimited
Fabrics**

AS STANDARD



5^{YR}
COMPONENT
GUARANTEE



2^{YR}
UPHOLSTERY
GUARANTEE

ACCESSORY OPTIONS



AC1700
Fixed arms



AC1702
1D adjustable arms



AC1701
3D adjustable arms



AC1703
Aluminium base and
gas lift

Task Innovate

Introducing our new Strata range - a stylish solution to your 24 hour, heavy duty requirements, complete with a 10 year component guarantee.



This product works well with

Ki5+ Meeting Tables

See Page 11



Standard model



Shown in Camira Lucia Solano



* NEW PRODUCT

Strata Cantilever CH0733

Seat	D:530mm W:520mm
Back	H:660mm W:545mm
Seat height	515mm
Fire retardancy	LOW
Fabric type	Mesh



LUMBAR SUPPORT



BLACK



24
HOURS
USAGE



152 KG
WEIGHT
TOLERANCE



Unlimited
Fabrics

* NEW PRODUCT

Strata 4 Leg CH0734

Seat	D:500mm W:460mm
Back	H:660mm W:545mm
Seat height	498mm
Fire retardancy	LOW
Fabric type	Mesh



LUMBAR SUPPORT



BLACK



24
HOURS
USAGE



152 KG
WEIGHT
TOLERANCE



Unlimited
Fabrics



Shown in Camira Lucia
Tortuga



Standard model

* NEW PRODUCT

Strata HB CH0731

Seat	D:530mm W:520mm
Back	H:660mm W:545mm
Seat height	Min:510mm Max:615mm
Fire retardancy	LOW
Fabric type	Mesh



SYNCHRO 5



LUMBAR SUPPORT



HOURS
USAGE



WEIGHT
TOLERANCE



BLACK



Unlimited
Fabrics

AS STANDARD



10^{YR}
COMPONENT
GUARANTEE



2^{YR}
UPHOLSTERY
GUARANTEE

ACCESSORY OPTIONS



AC0731
Seat slide



AC1068
Polished aluminium
base



AC1024
Chrome base

Task Innovate

A collection of mesh and fabric chairs, providing style and support.



* NEW PRODUCT

Radium CH1741

Seat	D:480mm W:500mm
Back	H:330mm W:460mm
Seat height	470mm
Fire retardancy	LOW
Fabric type	100% man-made fibre



CHROME FRAME



BLACK



5
HOURS
USAGE



115 KG
WEIGHT
TOLERANCE



Unlimited
Fabrics



* NEW PRODUCT

Radium Mesh CH1740

Seat	D:480mm W:500mm
Back	H:330mm W:460mm
Seat height	470mm
Fire retardancy	LOW
Fabric type	Mesh



CHROME FRAME



BLACK



5
HOURS
USAGE



115 KG
WEIGHT
TOLERANCE



Unlimited
Fabrics



* NEW PRODUCT

Carbon CH1730

Seat	D:505mm W:490mm
Back	H:500mm W:475mm
Seat height	Min:450mm Max:550mm
Fire retardancy	LOW
Fabric type	Mesh



LOCK TILT



BLACK



8
HOURS
USAGE



115 KG
WEIGHT
TOLERANCE



Unlimited
Fabrics



To find out more
about our Unlimited
Fabrics Service, see
page 4

Unlimited Fabrics



Task Endurance

Ergonomically designed and tested by FIRA to meet British Standard BS 5459 (2000) part 2 for 24 hour use.



Standard model



Marathon Leather with Polished Aluminium Base CH1105 + AC1068

Seat	D:540mm W:530mm
Back	H:640mm W:490mm
Seat height	Min:470mm Max:560mm
Fire retardancy	LOW
Fabric type	Leather faced



ASYNCHRO



BLACK

Marathon Fabric with Polished Aluminium Base CH1106 + AC1068

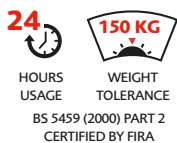
Seat	D:540mm W:530mm
Back	H:640mm W:490mm
Seat height	Min:470mm Max:560mm
Fire retardancy	MED
Fabric type	100% man-made 24hr fibre



ASYNCHRO



RUBY



BS 5459 (2000) PART 2
CERTIFIED BY FIRA



RATCHET BACK



ADJUSTABLE ARMS



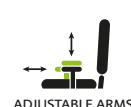
LEATHER



BS 5459 (2000) PART 2
CERTIFIED BY FIRA



RATCHET BACK



ADJUSTABLE ARMS



Unlimited
Fabrics

HEAVY DUTY MECHANISM

- Multi-level adjustment
- Tested for 24hr use, BS 5459 (2000) Part 2
- Robust performance
- Allows forward tilt of seat



AS STANDARD



5 YR
COMPONENT
GUARANTEE



2 YR
UPHOLSTERY
GUARANTEE

The Marathon range is certified by FIRA to meet British Standard **BS 5459 (2000) Part 2**, structurally suitable and sufficiently stable for 24 hour use, when used by persons up to 150kg (24 stone) in weight.

ACCESSORY OPTIONS



AC1068

Polished aluminium base for CH1105 & CH1106 Marathon seating

Task Pride

Exceptionally robust and highly adjustable, this range is designed for 24 hour use.



Standard model

Cheetah 1 Leather CH1110

Seat D:490mm W:530mm
Back H:725mm W:530mm
Seat height Min:490mm Max:550mm
Fire retardancy LOW
Fabric type Leather faced



ASYNCHRO TORSION



BLACK



24 HOURS
USAGE
150 KG
WEIGHT
TOLERANCE
BS 5459 (2000) PART 2
CERTIFIED BY FIRA



RATCHET BACK



ADJUSTABLE ARMS



LEATHER



SEAT SLIDE

Cheetah 1 Fabric with Polished Aluminium Base CH1111 + AC1068

Seat D:490mm W:530mm
Back H:725mm W:530mm
Seat height Min:490mm Max:550mm
Fire retardancy MED
Fabric type Wool mix



ASYNCHRO TORSION



BLACK



MARINE



RUBY



24 HOURS
USAGE
150 KG
WEIGHT
TOLERANCE
BS 5459 (2000) PART 2
CERTIFIED BY FIRA



RATCHET BACK



ADJUSTABLE ARMS



Unlimited
Fabrics



SEAT SLIDE



Cheetah 1 Leather with Polished Aluminium Base CH1110 + AC1068

Seat	D:490mm W:530mm
Back	H:725mm W:530mm
Seat height	Min:490mm Max:550mm
Fire retardancy	LOW
Fabric type	Leather faced



ASYNCHRO TORSION



RATCHET BACK



ADJUSTABLE ARMS



SEAT SLIDE



HOURS
USAGE



WEIGHT
TOLERANCE

BS 5459 (2000) PART 2
CERTIFIED BY FIRA



LEATHER



BLACK

AS STANDARD



COMPONENT
GUARANTEE



UPHOLSTERY
GUARANTEE

Certified by FIRA to meet British Standard **BS 5459 (2000) Part 2**, structurally suitable and sufficiently stable for 24 hour use, when used by persons up to 150kg (24 stone) in weight.

ACCESSORY OPTIONS



AC1068

Polished aluminium base

Task Pride

Exceptionally robust and highly adjustable, this range is designed for 24 hour use.



Standard model



Standard model

Panther 1 Leather with Polished Aluminium Base CH1101 + AC1068

Seat D:555mm W:530mm
Back H:645mm W:515mm
Seat height Min:475mm Max:565mm
Fire retardancy LOW
Fabric type Leather faced



ASYNCHRO TORSION



BLACK

24
HOURS
USAGE
BS 5459 (2000) PART 2
CERTIFIED BY FIRA



150 KG
WEIGHT
TOLERANCE



RATCHET BACK



ADJUSTABLE ARMS



LEATHER

Panther 1 Fabric with Polished Aluminium Base CH1108 + AC1068

Seat D:555mm W:530mm
Back H:645mm W:515mm
Seat height Min:475mm Max:565mm
Fire retardancy MED
Fabric type Wool mix



ASYNCHRO TORSION



BLACK



MARINE



RUBY

24
HOURS
USAGE
BS 5459 (2000) PART 2
CERTIFIED BY FIRA



150 KG
WEIGHT
TOLERANCE



RATCHET BACK



ADJUSTABLE ARMS



Unlimited
Fabrics



Shown in Bradbury
Flamblend Phoenix



* NEW PRODUCT

Jaguar CH0729

Seat	D:500mm W:500mm
Back	H:600mm W:530mm
Seat height	Min:480mm Max:570mm
Fire retardancy	MED
Fabric type	Wool mix



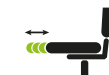
ASYNCHRO TORSION



LUMBAR SUPPORT



ADJUSTABLE ARMS



SEAT SLIDE



HOURS
USAGE



WEIGHT
TOLERANCE

BS 5459 (2000) PART 2
CERTIFIED BY FIRA



POLISHED
ALUMINIUM BASE



BLACK



Unlimited
Fabrics

AS STANDARD



COMPONENT
GUARANTEE



UPHOLSTERY
GUARANTEE

Certified by FIRA to meet British Standard **BS 5459 (2000) Part 2**, structurally suitable and sufficiently stable for 24 hour use, when used by persons up to 150kg (24 stone) in weight.

ACCESSORY OPTIONS



AC1068

Polished aluminium base

Task Posture

Offering full body support at exceptional value, the Posture range has been designed with the user in mind.



Standard model

Postura Alto with Wave Adjustable Arms CH0901 + AC1019

Seat	D:500mm W:545mm
Back	H:800mm W:490mm
Seat height	Min:500mm Max:580mm
Fire retardancy	LOW
Fabric type	Wool mix



SYNCHRO 5



HOURS
USAGE
BS 1335 (2000) PART 2
CERTIFIED BY FIRA



CHROME BASE



Unlimited
Fabrics



Standard model

* NEW PRODUCT

Postura Tone with Chrome Adjustable Arms CH0902 + AC1034

Seat	D:490mm W:510mm
Back	H:800mm W:500mm
Seat height	Min:460mm Max:600mm
Fire retardancy	MED
Fabric type	Pyra



SYNCHRO



Shown in Bradbury
Flamblend Springleaf



HOURS
USAGE
BS 1335 (2000) PART 2
CERTIFIED BY FIRA



Unlimited
Fabrics



Standard model

Posture HB with Wave Adjustable Arms and Polished Aluminium Base CH1000 + AC1019 + AC1068

Seat	D:485mm W:540mm
Back	H:800mm W:490mm
Seat height	Min:470mm Max:580mm
Fire retardancy	MED
Fabric type	100% man-made fibre



ASYNCHRO



HOURS
USAGE
BS 1335 (2000) PART 2
CERTIFIED BY FIRA



RATCHET BACK



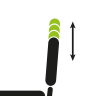
Unlimited
Fabrics



Standard model

Vista HB with Chrome Base CH0903 + AC1024

Seat	D:510mm W:510mm
Back	H:580mm W:490mm
Seat height	Min:485mm Max:585mm
Fire retardancy	MED
Fabric type	100% man-made fibre



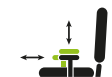
ASYNCHRO



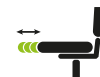
LUMBAR SUPPORT



HOURS
USAGE
BS 5459 (2000) PART 2
CERTIFIED BY FIRA



ADJUSTABLE ARMS



SEAT SLIDE



Unlimited
Fabrics



Shown with optional seat slide

Shown in Camira Eton Stripe College (seat) and Saville Row Mole (back)

* NEW PRODUCT

Horizon 2 with Seat Slide and Chrome Adjustable Arms
CH1115 + ACSS + AC1034

Seat	D:500mm W:500mm
Back	H:560mm W:460mm
Seat height	Min:480mm Max:590mm
Fire retardancy	MED
Fabric type	Pyra



ASYNCHRO TORSION



RATCHET BACK



HOURS
USAGE



WEIGHT
TOLERANCE

BS 1335 (2000) PART 2
CERTIFIED BY FIRA



CHARCOAL



ROYAL BLUE



Unlimited
Fabrics

AS STANDARD



5 YR
COMPONENT
GUARANTEE



2 YR
UPHOLSTERY
GUARANTEE

Vista HB is certified by FIRA to meet British Standard **BS 5459 (2000) Part 2**, suitable for 24 hour use, by persons up to 150kg (24 stone) in weight. Postura, Postura and Horizon 2 models are certified by FIRA to meet British Standard **BS 1335 (2000) Part 2**.

ACCESSORY OPTIONS



AC1068
Polished aluminium
base (Not applicable
for Postura Tone)



AC1024
Chrome base
(Not applicable
for Postura Tone)



AC1703
Aluminium base and
gas lift for Postura
Tone only



AC1034
Chrome
adjustable arms



AC1040
T adjustable arms



AC1082
Folding arms



AC1002
Deluxe arms



AC1019
Wave adjustable arms



ACSS
Seat slide

Task Avant Garde

A stylish, versatile range of leather and mesh chairs, all with height adjustable arms as standard.



**Fonz
CH0730**

Seat D:460mm W:510mm
Back H:650mm W:495mm
Seat height Min:480mm Max:570mm
Fire retardancy LOW
Fabric type Mesh



SYNCHRO



8
HOURS
USAGE



115 KG
WEIGHT
TOLERANCE



ADJUSTABLE ARMS



**Cougar
CH1100**

Seat D:480mm W:525mm
Back H:680mm W:510mm
Seat height Min:510mm Max:600mm
Fire retardancy LOW
Fabric type Black fabric and PU



SYNCHRO



8
HOURS
USAGE



115 KG
WEIGHT
TOLERANCE



ADJUSTABLE ARMS



CHROME BASE



**Puma
CH1003**

Seat D:460mm W:520mm
Back H:515mm W:450mm
Seat height Min:490mm Max:610mm
Fire retardancy LOW
Fabric type Leather



ASYNCHRO



8
HOURS
USAGE



115 KG
WEIGHT
TOLERANCE



LEATHER



ADJUSTABLE ARMS



CHROME BASE



**Sphinx with Polished Aluminium Base
CH1109 + AC1068**

Seat D:480mm W:520mm
Back H:600mm W:490mm
Seat height Min:480mm Max:550mm
Fire retardancy MED
Fabric type PU




ASYNCHRO TORSION



8
HOURS
USAGE



115 KG
WEIGHT
TOLERANCE



ADJUSTABLE ARMS



Standard model



Fonz with Polished Aluminium Base CH0730 + AC1068

Seat	D:460mm W:510mm
Back	H:650mm W:495mm
Seat height	Min:480mm Max:570mm
Fire retardancy	LOW
Fabric type	Mesh



SYNCHRO



ALUMINIUM BASE



ADJUSTABLE ARMS



HOURS
USAGE



WEIGHT
TOLERANCE



BLACK

AS STANDARD



COMPONENT
GUARANTEE



UPHOLSTERY
GUARANTEE

ACCESSORY OPTIONS



AC1068
Polished aluminium base

Operator Concept

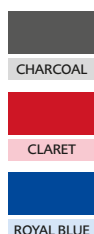
A popular solution to the rigorous demands of any office environment, this range has been tested to BS 1335 (2000) Part 2. See next page for details on how you can build these to your desired specification.



Shown in Camira Blazer Eastbourne

Concept Maxi CH0805

Seat D:500mm W:500mm
Back H:600mm W:490mm
Seat height Min:560mm Max:590mm
Fire retardancy MED
Fabric type Pyra



Shown in Camira Blazer Eastbourne

Concept Deluxe with Chrome Adjustable Arms CH0801 + AC1034

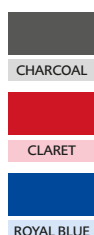
Seat D:460mm W:480mm
Back H:510mm W:440mm
Seat height Min:460mm Max:590mm
Fire retardancy MED
Fabric type Pyra



Shown in Camira Aquarius Spa

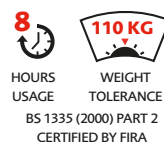
Concept HB CH0802

Seat D:460mm W:480mm
Back H:510mm W:440mm
Seat height Min:460mm Max:590mm
Fire retardancy MED
Fabric type Pyra



Concept MB CH0803

Seat D:460mm W:480mm
Back H:400mm W:420mm
Seat height Min:460mm Max:590mm
Fire retardancy MED
Fabric type Pyra



Create Your Own Concept

Our new create-your-own Concept range allows you to individually choose every detail. Select any Concept model and add as few or as many additional features as you like.



Shown in Camira Blazer II Keble

Configuration

Our product codes are created by taking the code for the chair and adding on any applicable accessories.

So, need a **seat slide** on a **Concept MB** or **Chrome Adjustable Arms** and **Lumbar** on your **Concept Maxi**?

No problem, just place your order for

CH0803 + ACSS

or

CH0805 + AC1034 + ACLP

and we will do the rest!



**Unlimited
Fabrics**

Want your chair assembled?

No problem, just call us for details.

AS STANDARD



Certified by FIRA to meet British Standard **BS 1335 (2000) Part 2**, making them suitable for use in offices, public places and government departments, educational establishments, hospitals and the home.

ACCESSORY OPTIONS

Additions that can be purchased in any configuration



AC1024
Chrome base



AC1034
Chrome adjustable arms



AC1040
T adjustable arms

ACRB
Ratchet back



AC1082
Folding arms



AC1002
Deluxe arms



AC1019
Wave adjustable arms



ACSS
Seat slide

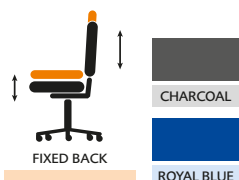
Operator Essentials

This entry-level range of operator and visitor chairs meets the needs of economical office applications.



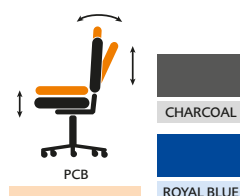
Zoom Anti Tamper CH0702

Seat	D:445mm W:460mm
Back	H:410mm W:435mm
Seat height	Min:490mm Max:620mm
Fire retardancy	MED
Fabric type	100% man-made fibre



Zoom HB with Adjustable Arms CH0707 + AC1046

Seat	D:445mm W:460mm
Back	H:500mm W:435mm
Seat height	Min:490mm Max:620mm
Fire retardancy	MED
Fabric type	100% man-made fibre



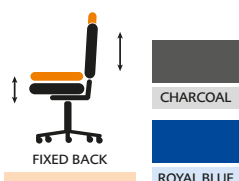
Standard model

Shown in Bradbury
Pyra Claret



Zoom MB CH0709

Seat	D:445mm W:460mm
Back	H:410mm W:435mm
Seat height	Min:490mm Max:620mm
Fire retardancy	MED
Fabric type	100% man-made fibre



Visitor CH0710

Seat	D:440mm W:455mm
Back	H:420mm W:435mm
Seat height	490mm
Fire retardancy	MED
Fabric type	100% man-made fibre



Shown in Bradbury
Pyra Claret



Shown in Camira Urban
Plus Cosmopolitan

Calypso CH2800

Seat	D:450mm W:470mm
Back	H:500mm W:450mm
Seat height	Min:460mm Max:590mm
Fire retardancy	MED
Fabric type	100% man-made fibre



Unlimited
Fabrics

AS STANDARD



COMPONENT
GUARANTEE



UPHOLSTERY
GUARANTEE

Models in stocked fabrics are tested to **BS 7176 Medium Hazard**, making them suitable for use in offices, public places and government departments, educational establishments, hospitals and the home.

ACCESSORY OPTIONS

Zoom products



AC1024
Chrome base



AC1041
Buzz arms



AC1046
Buzz adjustable arms



AC1084
Buster arms

Calypso products



AC1024
Chrome base



AC2800
Fixed arm



AC2801
Adjustable arm

Operator Draughting

A range of adjustable chairs designed to be used in factories and laboratories.



For compatible arms
see page 67

Zoom MB and Static D Kit CH0709 + AC1014

Seat	D:445mm W:460mm
Back	H:410mm W:435mm
Seat height	Min:720mm Max:840mm
Fire retardancy	MED
Fabric type	100% man-made fibre



FIXED BACK



Unlimited
Fabrics



For compatible arms
see page 65

Concept MB with Adjustable D Kit CH0803 + AC1042

Seat	D:475mm W:470mm
Back	H:400mm W:420mm
Seat height	Min:580mm Max:830mm
Fire retardancy	MED
Fabric type	100% man-made fibre



PCB



Unlimited
Fabrics



Gas height
adjustment to a
max seat height
of 830mm

Lab Chair CH0504 + AC1014

Seat	D:435mm W:470mm
Back	H:310mm W:415mm
Seat height	Min:700mm Max:830mm
Fire retardancy	LOW
Fabric type	Polyurethane



FIXED BACK



Unlimited
Fabrics



Factory CH0504

Seat	D:435mm W:470mm
Back	H:310mm W:415mm
Seat height	Min:500mm Max:630mm
Fire retardancy	LOW
Fabric type	Polyurethane



FIXED BACK



Unlimited
Fabrics



Gas height adjustment to a max seat height of 850mm

Highrise Chair CH0504 + AC1042

Seat	D:435mm W:470mm
Back	H:310mm W:415mm
Seat height	Min:590mm Max:850mm
Fire retardancy	LOW
Fabric type	Polyurethane



FIXED BACK



HOURS
USAGE



WEIGHT
TOLERANCE



COMPONENT
GUARANTEE



BLACK

AS STANDARD



Models in stocked fabrics are tested to **BS 7176 Medium Hazard**, making them suitable for use in offices, public places and government departments, educational establishments, hospitals and the home.

ACCESSORY OPTIONS



AC1042
Hi-rise adjustable draughting kit



AC1014
Hi-rise static draughting kit



Both kits fit all features on these two pages

Café Conference Café Bistro

A distinctive new range of wooden seating that has a multitude of uses; bistros, cafés and break-out areas.



**Stork
CH0670**

Seat D:390mm W:405mm
Back H:245mm W:405mm
Seat height Min:580mm Max:805mm
Fire retardancy LOW
Material Chrome and wood veneer



HOURS
USAGE



WEIGHT
TOLERANCE



**Astral
CH0677**

Overall dimensions Ø:600mm H:1045mm

Fire retardancy LOW
Material Chrome and wood veneer



**Ellipse Trumpet Base
CH0676**

Overall dimensions Ø:800mm H:740mm

Fire retardancy LOW
Material Chrome and wood veneer



**Ellipse 4 Leg
CH0675**

Overall dimensions Ø:800mm H:740mm

Fire retardancy LOW
Material Chrome and wood veneer






White



*** NEW PRODUCT**

**Picasso
CH0514**

Seat D:380mm W:440mm
Back H:400mm W:435mm
Seat height 480mm
Fire retardancy LOW
Material Chrome and wood veneer




HOURS
USAGE



WEIGHT
TOLERANCE

**Heavy Duty Picasso
CH0672**

Seat D:420mm W:440mm
Back H:420mm W:435mm
Seat height 480mm
Fire retardancy LOW
Material Chrome and wood veneer



HOURS
USAGE



WEIGHT
TOLERANCE

AS STANDARD



COMPONENT
GUARANTEE

Café Conference Club

This established range is a favourite in both public and private sector environments. Offering a range of accessory options to suit all applications.



Shown in Camira Blazer Salford

Club Chrome CH0503

Seat	D:415mm W:475mm
Back	H:310mm W:475mm
Seat height	485mm
Fire retardancy	MED
Fabric type	100% man-made fibre



STACKABLE 8



HOURS
USAGE



WEIGHT
TOLERANCE



Unlimited
Fabrics



Club Wood CH1505

Seat	D:420mm W:465mm
Back	H:340mm W:465mm
Seat height	445mm
Fire retardancy	LOW
Material	Wood veneer and chrome



STACKABLE 8



BEECH



HOURS
USAGE



WEIGHT
TOLERANCE



Club Canteen CH0506

Seat	D:390mm W:460mm
Back	H:320mm W:470mm
Seat height	450mm
Fire retardancy	LOW
Material	Polypropylene



STACKABLE 8



HOURS
USAGE



WEIGHT
TOLERANCE



This product
works well with
**Summit Training
Tables**
See Page 36



Club CH0500

Seat	D:415mm W:475mm
Back	H:310mm W:475mm
Seat height	485mm
Fire retardancy	MED
Fabric type	100% man-made fibre



STACKABLE 8



HOURS
USAGE



115 KG
WEIGHT
TOLERANCE



CHARCOAL



CLARET



ROYAL BLUE



Unlimited
Fabrics

AS STANDARD



5 YR
COMPONENT
GUARANTEE



2 YR
UPHOLSTERY
GUARANTEE

All chairs have been tested to **BSEN 15373: Level 2**, making them structurally suitable and sufficiently stable for contract use.

Models in stocked fabrics are tested to **BS 7176 Medium Hazard**, making them suitable for use in offices, public places and government departments, educational establishments, hospitals and the home.

ACCESSORY OPTIONS



AC1054
Club arms pair



AC1043
Club plastic writing
tablet and arms



AC1044
Club beech writing
tablet and arms



AC1055
Universal writing
tablet and arms



AC1012
Metal link



AC1013
Plastic link

Café Conference Conference Stacking Chairs

A range of heavy-duty, practical and versatile chairs designed for use in both public and private sector environments.



**Pavilion
CH0526**

Seat D:485mm W:490mm
Back H:410mm W:475mm
Seat height 500mm
Fire retardancy MED
Fabric type 100% man-made fibre



STACKABLE 3



HOURS
USAGE



WEIGHT
TOLERANCE



COMPONENT
GUARANTEE



Unlimited
Fabrics



Shown in Bradbury
Pyra Claret

**Meeting
CH0501**

Seat D:470mm W:490mm
Back H:260mm W:480mm
Seat height 510mm
Fire retardancy MED
Fabric type 100% man-made fibre



STACKABLE 4



HOURS
USAGE



WEIGHT
TOLERANCE



COMPONENT
GUARANTEE



Unlimited
Fabrics



**Sienna
CH1519**

Seat D:420mm W:420mm
Back H:230mm W:420mm
Seat height 480mm
Fire retardancy MED
Fabric type 100% man-made fibre



FOLDING



HOURS
USAGE



WEIGHT
TOLERANCE



COMPONENT
GUARANTEE



Unlimited
Fabrics



These products are now
all available in
Unlimited Fabrics





This product
works well with
Meeting Tables
See Page 11



Pavilion Chrome CH0527

Seat D:485mm W:490mm
Back H:410mm W:475mm
Seat height 500mm
Fire retardancy MED
Fabric type 100% man-made fibre



STACKABLE 3



8
HOURS
USAGE



115 KG
WEIGHT
TOLERANCE



5 YR
COMPONENT
GUARANTEE



Unlimited
Fabrics

Pavilion Chrome Armchair CH0529

Seat D:485mm W:490mm
Back H:410mm W:475mm
Seat height 500mm
Fire retardancy LOW
Fabric type Leather-look



STACKABLE 3



8
HOURS
USAGE



115 KG
WEIGHT
TOLERANCE



5 YR
COMPONENT
GUARANTEE



Unlimited
Fabrics

AS STANDARD



2 YR
UPHOLSTERY
GUARANTEE

Models in stocked fabrics are tested to **BS 7176 Medium Hazard**, making them suitable for use in offices, public places and government departments, educational establishments, hospitals and the home.

Café Conference High Density Stacking Chairs

An eye-catching range of contemporary conference and training chairs.



Twilight with Seat Pad
CH0507 + AC0509

Seat D:440mm W:425mm
Back H:245mm W:460mm
Seat height 440mm
Fire retardancy LOW
Material Polypropylene



5
HOURS
USAGE



115 KG
WEIGHT
TOLERANCE



2 YR
COMPONENT
GUARANTEE



Twilight with Arm Tablet
CH0507 + AC0507

Seat D:440mm W:425mm
Back H:245mm W:460mm
Seat height 440mm
Fire retardancy LOW
Material Polypropylene



5
HOURS
USAGE



115 KG
WEIGHT
TOLERANCE



2 YR
COMPONENT
GUARANTEE



* NEW COLOURS

Uni
CH0532

Seat D:420mm W:460mm
Back H:400mm W:455mm
Seat height 470mm
Fire retardancy LOW
Material Polypropylene



8
HOURS
USAGE



115 KG
WEIGHT
TOLERANCE



5 YR
COMPONENT
GUARANTEE



Standard model

Twilght with Seat and Back Pad CH0507 + AC0509 + AC0510

Seat	D:440mm W:425mm
Back	H:245mm W:460mm
Seat height	440mm
Fire retardancy	LOW
Material	Polypropylene



STACKABLE 4



HOURS
USAGE



WEIGHT
TOLERANCE



COMPONENT
GUARANTEE



Unlimited
Fabrics

AS STANDARD



UPHOLSTERY
GUARANTEE

The Twilght chair comes complete with integral linkages.

Upholstered Twilght chairs are delivered fully assembled.

ACCESSORY OPTIONS



AC0508
Twilght trolley -
Capacity 15 chairs



AC0509
Twilght seat pad



Unlimited
Fabrics



AC0510
Twilght back pad



Unlimited
Fabrics



AC0507
Twilght writing tablet and arm



AC1067
Uni writing tablet and arm

Wood

Popular beech wood stacking chairs with fully upholstered seat and backs.




Shown in Camira
Oxygen Retem




Shown in Camira
Oxygen Life

Renoir Armchair
CH0706


Seat	D:510mm W:460mm
Back	H:300mm W:410mm
Seat height	480mm
Fire retardancy	MED
Fabric type	100% man-made fibre




STACKABLE 4




CHARCOAL
CLARET
ROYAL BLUE



HOURS
USAGE




115 KG
WEIGHT
TOLERANCE




Unlimited
Fabrics

Renoir Side-chair
CH0705


Seat	D:500mm W:420mm
Back	H:300mm W:410mm
Seat height	480mm
Fire retardancy	MED
Fabric type	100% man-made fibre




STACKABLE 4




CHARCOAL
CLARET
ROYAL BLUE



HOURS
USAGE



115 KG
WEIGHT
TOLERANCE



Unlimited
Fabrics

BSEN 15373: LEVEL 2
CERTIFIED BY FIRA

78

All items are subject to VAT, where applicable. E&OE.



Shown in Camira
Intervene Texture
YW208

Constable CH0525

Seat	D:490mm W:510mm
Back	H:540mm W:530mm
Seat height	500mm
Fire retardancy	MED
Fabric type	100% man-made fibre



STACKABLE 3



HOURS
USAGE



WEIGHT
TOLERANCE

BSEN 15373: LEVEL 1
CERTIFIED BY FIRA



CHARCOAL



CLARET



ROYAL BLUE



Unlimited
Fabrics

AS STANDARD



COMPONENT
GUARANTEE



UPHOLSTERY
GUARANTEE

Renoir Side-chair has been tested to **BS 15373 (2007) Level 2**, and Constable has been tested to **BS 15373 (2007) Level 1** - structurally suitable and sufficiently stable for light contract use.

Models in stocked fabrics are tested to **BS 7176 Medium Hazard**, making them suitable for use in offices, public places and government departments, educational establishments, hospitals and the home.

Reception Sofas and Breakout Seating

Traditional design classics upholstered in premium leather and contemporary breakout seating available in unlimited fabrics.



**Iceberg Leather Sofa
OF0301**

Seat D:530mm W:1090mm
Back H:360mm W:1090mm
Seat height 450mm

Fire retardancy LOW
Fabric type Leather



HOURS
USAGE



WEIGHT
TOLERANCE



LEATHER



**Iceberg Leather Armchair
OF0300**

Seat D:530mm W:580mm
Back H:360mm W:580mm
Seat height 450mm

Fire retardancy LOW
Fabric type Leather



HOURS
USAGE



WEIGHT
TOLERANCE



LEATHER



**Rectangular Coffee Table
OF0302**

Overall dimensions H:420mm W:1220mm
D:635mm

Fire retardancy LOW
Material Wood laminate (MFC)



**Square Coffee Table
OF0303**

Overall dimensions H:420mm W:635mm
D:635mm

Fire retardancy LOW
Material Wood laminate (MFC)



*** NEW PRODUCT**



Shown in Abraham Moon
Spectrum Oxford Fabric



Shown in Abraham
Moon Spectrum
Coventry Fabric

Square OF0215

Seat D:500mm W:500mm
Seat height 460mm

Fire retardancy MED
Fabric type Vinyl



HOURS
USAGE



WEIGHT
TOLERANCE



**Unlimited
Fabrics**

Circle OF0216

Seat Ø:500mm
Seat height 460mm

Fire retardancy MED
Fabric type Vinyl



HOURS
USAGE



WEIGHT
TOLERANCE



**Unlimited
Fabrics**

AS STANDARD



COMPONENT
GUARANTEE



UPHOLSTERY
GUARANTEE

Reception Tubs

A collection of fabric and leather-look seating that will modernise any reception area.



**Tub Sofa Leather-look
OF0200**

Seat D:530mm W:950mm
Back H:345mm W:950mm
Seat height 430mm

Fire retardancy LOW
Fabric type Leather-look



BLACK



HOURS
USAGE



WEIGHT
TOLERANCE



**Tub Armchair Leather-look
OF0201**

Seat D:480mm W:460mm
Back H:345mm W:460mm
Seat height 430mm

Fire retardancy LOW
Fabric type Leather-look



BLACK



HOURS
USAGE



WEIGHT
TOLERANCE



These products are
now all available in
Unlimited Fabrics



**Tub Sofa Fabric
OF0100**

Seat D:530mm W:950mm
Back H:345mm W:950mm
Seat height 430mm

Fire retardancy MED
Fabric type 100% man-made fibre



CLARET



ROYAL BLUE



HOURS
USAGE



WEIGHT
TOLERANCE



**Unlimited
Fabrics**



**Tub Armchair Fabric
OF0101**

Seat D:480mm W:460mm
Back H:345mm W:460mm
Seat height 430mm

Fire retardancy MED
Fabric type 100% man-made fibre



CLARET



ROYAL BLUE



HOURS
USAGE



WEIGHT
TOLERANCE

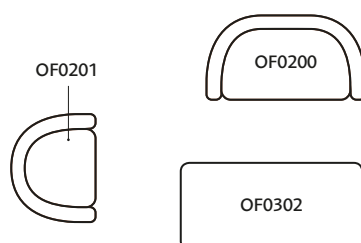


**Unlimited
Fabrics**



This product
works well with
**Rectangular Coffee
Table**
See Page 80

PRODUCTS SHOWN



Roomset as illustrated

AS STANDARD



Models in stocked fabrics are tested to **BS 7176 Medium Hazard**, making them suitable for use in offices, public places and government departments, educational establishments, hospitals and the home.

Reception Modular Reception 1

Fully upholstered modular seating with hard-wearing fabric and complementary tables.



**Glacier
OF0601**

Seat D:470mm W:610mm
Back H:420mm W:610mm
Seat height 410mm
Fire retardancy MED
Fabric type 100% man-made fibre



CHARCOAL



CLARET



ROYAL BLUE



**Unlimited
Fabrics**



8
HOURS
USAGE



115 KG
WEIGHT
TOLERANCE



**Glacier Table
OF0603**

Overall dimensions D:620mm W:620mm
H:370mm

Fire retardancy MED
Fabric type 100% man-made fibre/wood



CHARCOAL



CLARET



ROYAL BLUE



**Unlimited
Fabrics**



BEECH

Worktop



**Glacier Arm
OF0602**

Overall dimensions D:650mm W:100mm
H:600mm

Fire retardancy MED
Fabric type 100% man-made fibre



CHARCOAL



CLARET



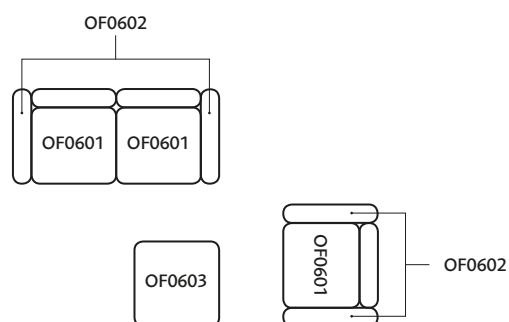
ROYAL BLUE



**Unlimited
Fabrics**



PRODUCTS SHOWN



Roomset as illustrated

AS STANDARD



Models in stocked fabrics are tested to **BS 7176 Medium Hazard**, making them suitable for use in offices, public places and government departments, educational establishments, hospitals and the home.



These products are now
all available in
Unlimited Fabrics



Reception Modular Reception 2

A selection of wooden and steel frame reception seating with fully upholstered seats and backs.



**Juplo Armchair
OF0310**

Seat D:520mm W:540mm
Back H:520mm W:540mm
Seat height 420mm
Fire retardancy MED
Fabric type 100% man-made fibre



8
HOURS
USAGE



115 KG
WEIGHT
TOLERANCE



2 YR
COMPONENT
GUARANTEE



**Juplo Side-chair
OF0309**

Seat D:520mm W:540mm
Back H:520mm W:540mm
Seat height 420mm
Fire retardancy MED
Fabric type 100% man-made fibre



8
HOURS
USAGE



115 KG
WEIGHT
TOLERANCE



2 YR
COMPONENT
GUARANTEE



**Juplo Rectangular Table
OF0312**

Overall dimensions D:600mm W:1200mm
H:325mm

Fire retardancy LOW
Material Wood laminate (MFC)



2 YR
COMPONENT
GUARANTEE



**Juplo Square Table
OF0311**

Overall dimensions D:600mm W:600mm
H:325mm

Fire retardancy LOW
Material Wood laminate (MFC)



2 YR
COMPONENT
GUARANTEE



Rubic OF0307

Seat	D:550mm W:530mm
Back	H:390mm W:530mm
Seat height	430mm
Fire retardancy	MED
Fabric type	100% man-made fibre



HOURS
USAGE



WEIGHT
TOLERANCE



COMPONENT
GUARANTEE



CHARCOAL



CLARET



ROYAL BLUE



Unlimited
Fabrics

AS STANDARD



UPHOLSTERY
GUARANTEE

Models in stocked fabrics are tested to **BS 7176 Medium Hazard**, making them suitable for use in offices, public places and government departments, educational establishments, hospitals and the home.

Occasional Plaza

A popular range of aluminium furniture for a host of environments.



Not suitable for outdoor storage

Plaza Mesh
CH0658

Seat D:450mm W:410mm
Back H:230mm W:420mm
Seat height 430mm
Fire retardancy LOW
Material Aluminium



STACKABLE 8



ALUMINIUM



HOURS
USAGE



WEIGHT
TOLERANCE



Not suitable for outdoor storage

Plaza Armchair
CH0653

Seat D:400mm W:435mm
Back H:390mm W:340mm
Seat height 440mm
Fire Retardancy LOW
Material Aluminium



STACKABLE 8



ALUMINIUM



HOURS
USAGE



WEIGHT
TOLERANCE



Not suitable for outdoor storage

Plaza Table
CH0651

Overall dimensions H:700mm Ø:600mm

Fire retardancy LOW
Material Aluminium



ALUMINIUM



Not suitable for outdoor storage

Plaza Deluxe
CH0659

Seat D:440mm W:500mm
Back H:190mm W:430mm
Seat height 460mm
Fire Retardancy LOW
Material Aluminium



STACKABLE 8



ALUMINIUM



HOURS
USAGE



WEIGHT
TOLERANCE

Occasional Morph

Versatile, wipe-clean furniture that can be folded flat for quick, easy storage.



Morph Chair
OF0410WH


Seat	D:420mm W:390mm
Back	H:280mm W:460mm
Seat height	460mm
Fire retardancy	LOW
Material	Polypropylene/Steel



HOURS
USAGE



WEIGHT
TOLERANCE



Morph Table
OF0401WH

Overall dimensions	D:760mm W:1830mm H:740mm
Fire retardancy	LOW
Material	Polypropylene/Steel



AS STANDARD



COMPONENT
GUARANTEE

Educational and Coatstands

A collection of seating for the educational market and coatstands to suit all office environments



**Club Gas
CH1503**

Seat D:430mm W:480mm
Back H:335mm W:490mm
Seat height Min:490mm Max:620mm
Fire retardancy MED
Fabric type 100% man-made fibre



FIXED BACK



5
HOURS
USAGE



115 KG
WEIGHT
TOLERANCE



2 YR
COMPONENT
GUARANTEE



**Unlimited
Fabrics**



**Banquet
CH0519**

Seat D:390mm W:420mm
Back H:330mm W:350mm
Seat height 470mm
Fire retardancy MED
Fabric type 100% man-made fibre



STACKABLE 8



8
HOURS
USAGE



115 KG
WEIGHT
TOLERANCE



5 YR
COMPONENT
GUARANTEE



**Unlimited
Fabrics**



**Zoom Anti Tamper
CH0702**

Seat D:445mm W:460mm
Back H:410mm W:435mm
Seat height Min:490mm Max:620mm
Fire retardancy MED
Fabric type 100% man-made fibre



FIXED BACK



5
HOURS
USAGE



100 KG
WEIGHT
TOLERANCE



2 YR
COMPONENT
GUARANTEE



**Unlimited
Fabrics**



Satellite
CH1907

Overall dimensions	D:360mm W:360mm H:1780mm
Material	Wood and metal



Cluster
CH1906

Overall dimensions	D:410mm W:410mm H:1645mm
Material	Metal and plastic




































AS STANDARD












Models in stocked fabrics are tested to **BS 7176 Medium Hazard**, making them suitable for use in offices, public places and government departments, educational establishments, hospitals and the home.

Accessories

		Exec Leather	Exec Fabric	Exec Essentials	Vision	Strata	Pride 24hr	Endurance 24hr	Posture	Avant Garde	Concept	Zoom	Calypso	Factory Draughting	Concept Draughting	Zoom Draughting	Club	Uni	Twilight	Educational
	GA1009 Chrome cantilever frame		●	●																
	AC1024 Chrome base	●	●	●		●			●		●	●								
	AC1068 Polished aluminium base					●	●	●	●	●										
	AC1703 Aluminium base and gas lift				●				●											
	AC1702 1d arms				●															
	AC1701 3d arms				●															
	AC1700 Fixed arms				●															
	AC2800 Fixed Arms												●							
	AC2801 Adjustable Arms												●							
	AC1002 Deluxe arms								●	●	●				●					
	AC1040 T-adjustable arms								●	●	●				●					
	AC1034 Chrome adjustable arms								●	●	●				●					
	AC1019 Wave adjustable arms								●	●	●				●					
	AC1082 Folding arms								●	●	●				●					
	AC1041 Buzz arms											●				●				
	AC1046 Buzz adjustable arms											●				●				
	AC1084 Buster arms											●				●				
	ACLPL Lumbar pump										●									
	ACRB Ratchet back										●									
	ACSS Seat slide								●		●									
	AC0731 Strata Seat slide						●													
	AC1014 Hi-rise static draughting kit													●	●	●				
	AC1042 Hi-rise adjustable draughting kit													●	●	●				
	AC1054 Club arms pair																●			●
	AC1043 Club plastic writing tablet and arm																●			●
	AC1044 Club beech writing tablet and arm																●			●
	AC1055 Universal writing tablet and arm																●			●
	AC1012 Metal link																●			
	AC1013 Plastic link																●			
	AC1067 Uni arm and writing tablet																	●		
	AC0509 Twilight seat pad																		●	
	AC0510 Twilight back pad																		●	
	AC0507 Twilight arm tablet																		●	

Accessories

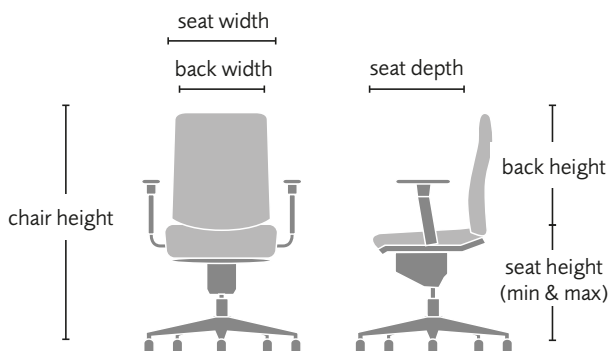
		Exec Leather	Exec Fabric	Exec Essentials	Vision	Strata	Pride 24hr	Endurance 24hr	Posture	Avant Garde	Concept	Zoom	Calypso	Factory Draughting	Concept Draughting	Zoom Draughting	Club	Uni	Twilight	Educational
	AC1066 Educational kit										●	●								●
	AC1030 11mm onion glides	●	●	●	●	●	●	●	●	●	●	●								●
	AC1031 11mm flat glides	●	●	●	●	●	●	●	●	●	●	●								●
	AC1050 Anti-static castors	●	●	●	●	●	●	●	●	●	●	●								●
	AC1047 Brake loaded castors	●	●	●	●	●	●	●	●	●	●	●								●
	AC1048 Brake unloaded castors	●	●	●	●	●	●	●	●	●	●	●								●
	AC1058 Chrome castors	●	●	●	●	●	●	●	●	●	●	●								●
	AC1051 Soft tyre castors x 5	●	●	●	●	●	●	●	●	●	●	●								●
	AC1059 65mm castors	●	●	●	●	●	●	●	●	●	●	●								●

Any chair purchased with any alternative accessory options to that of the standard model, will alter the overall listed dimensions of the product.

User Information

Measurements

Selecting the correct size of chair to fit the user is essential for comfort. To help you achieve this product dimensions are shown below:



Chair Maintenance

To ensure the structural integrity of your chair is maintained for as long as possible we recommend that the following checks are carried out every 2-3 months:

- All bolts and hand wheels are checked and tightened if necessary.
- The adjustability of the chair should be checked to ensure all levers work and the chair can be easily adjusted to suit the user.
- The base and castors are often subject to much neglect. It is important that they are checked for any sign of wear or tear and replaced where required.

Draughting Chairs

Your comfort and safety are our primary concerns. We therefore advise you never to use the Draughting range D-Kits on any chair with a tilting seat, or to use anything other than the glides provided with the kit – castors are definitely not recommended and contravene health and safety standards.

Product Development

Whilst we seek to maintain the continuity of design and specification with all our products, due to our ongoing programme of continuous product development and improvement, we might need to modify or withdraw certain models or specifications. In such cases, every effort will be made to minimise inconvenience. All measurements are correct at time of going to print.

Fabric Type/Material

To help you choose the right product, we have stated the fabric or material used for each product in the technical information box.

Fabric colours

Our stocked colours are shown on their relevant page by a colour symbol. Below is a list of stocked colour options. Please consult the details on the page to see which colour applies to which model.

Fabrics



Leathers



Plastics



Metal



Wood



Furniture



Furniture Frames (Essentials Bench)



www.jmofficeinteriors.ie
Phone: 01 8457882
Mobile: 086 6394849